

West Saanich Road @ Wilkinson Road

Wednesday, March 07, 2018

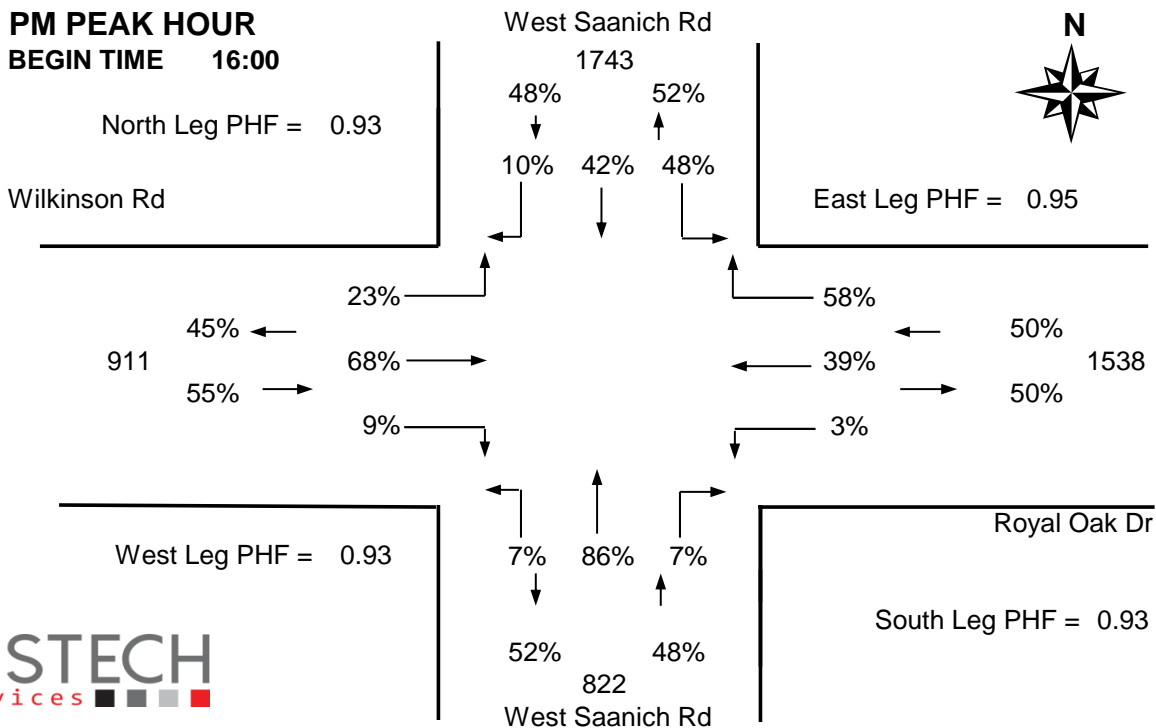
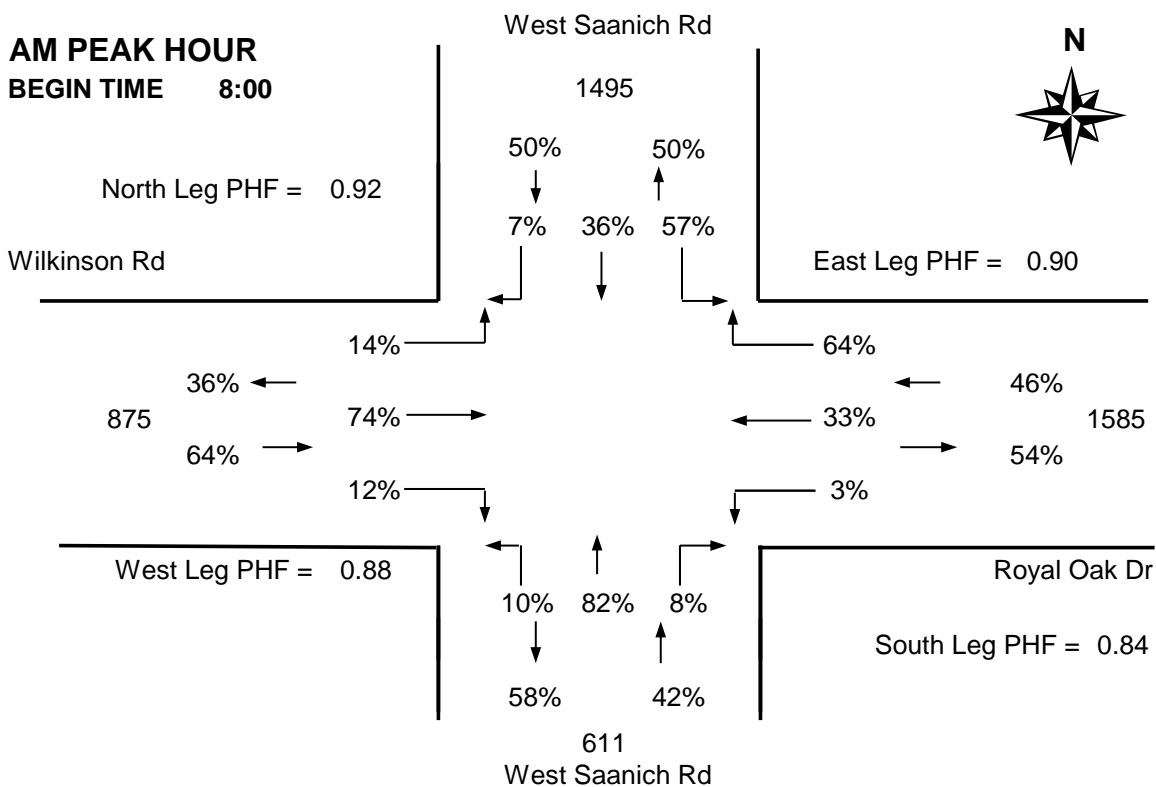


The data presented here is for information purposes only and should not be considered authoritative for construction, geotechnical, engineering, navigational, legal, or other site-specific uses. The information shared is owned by the Transportation Division of the Engineering Department at the District of Saanich. Accuracy is not guaranteed.

DISTRICT OF SAANICH 2018 TRAFFIC COUNTS

Major Route: West Saanich Road
Minor Route: Wilkinson Road
Date: Wednesday, March 7, 2018
Filename: West Saanich@Wilkinson-Mar7-2018.xls

Station #: TIN001386
Intersection Type: 4-leg
East/West Route: Wilkinson Road
Weather: Cloudy and damp



DISTRICT OF SAANICH 2018 TRAFFIC COUNTS

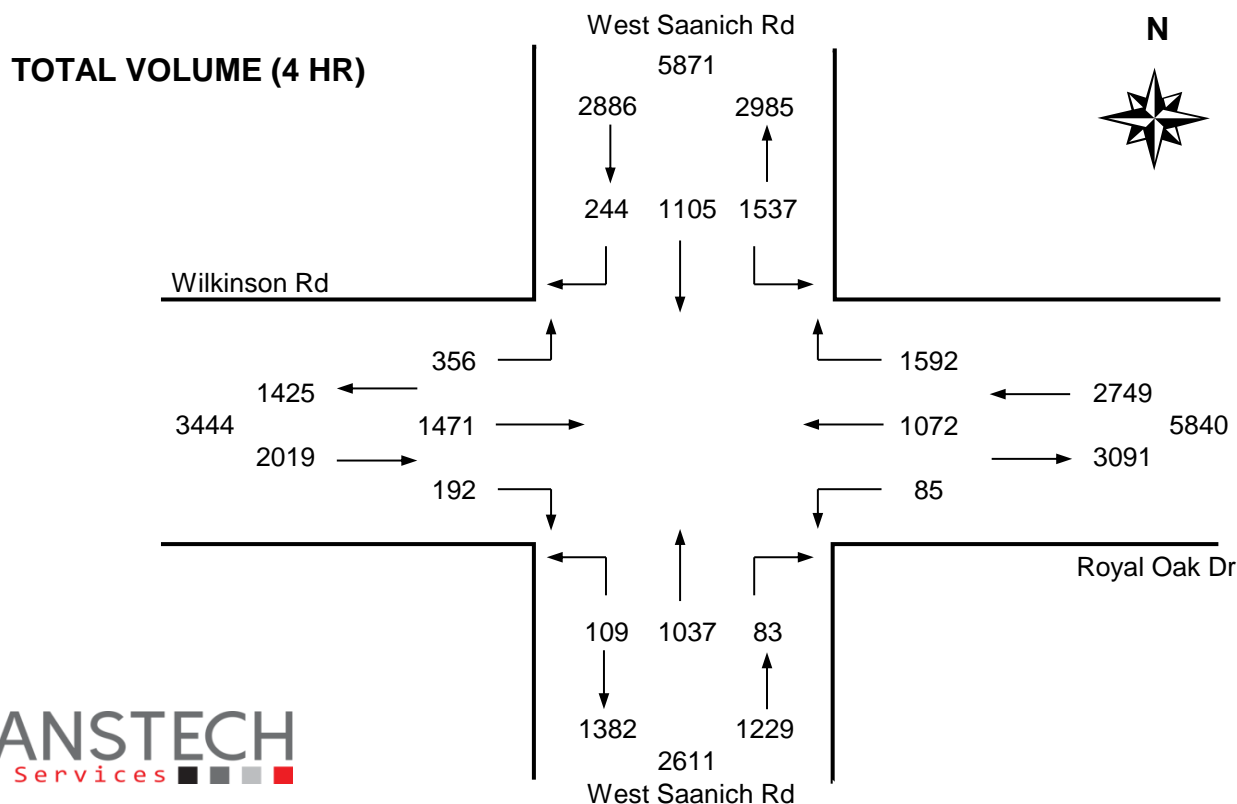
Major Route: West Saanich Road
Minor Route: Wilkinson Road
Date: Wednesday, March 7, 2018
Filename: West Saanich@Wilkinson-Mar7-2018.xls

Station #: TIN001386
Intersection Type: 4-leg
East/West Route: Wilkinson Road
Weather: Cloudy and damp

Comments:

Vehicle Data

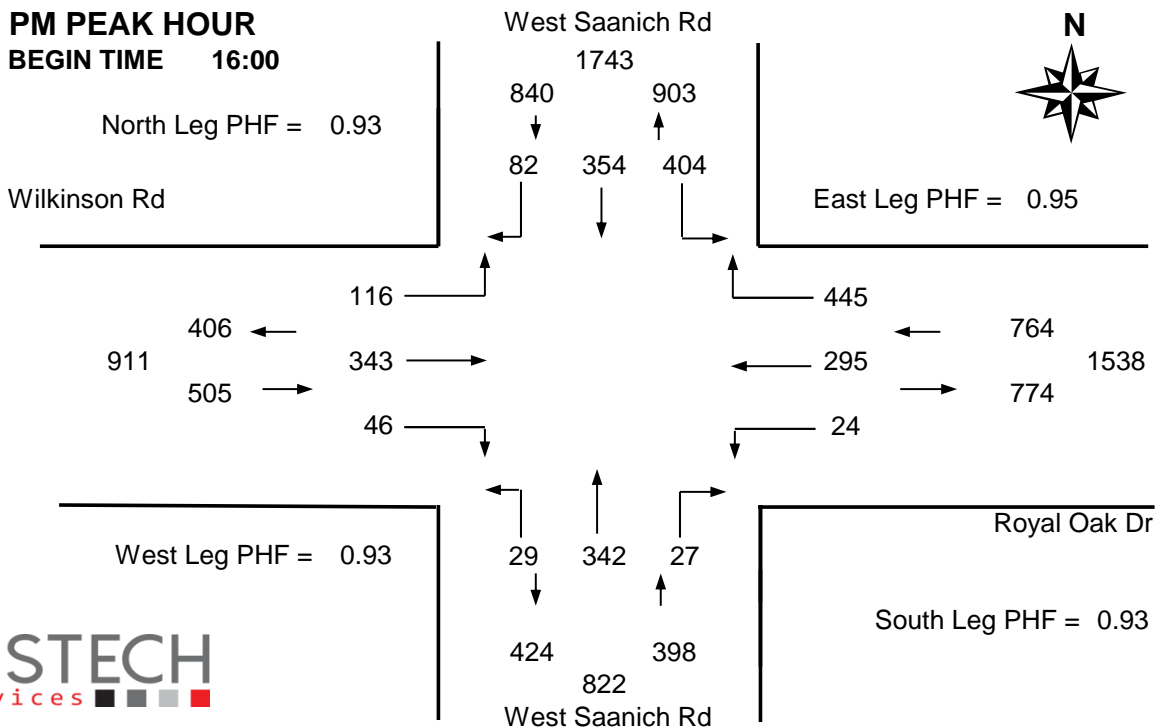
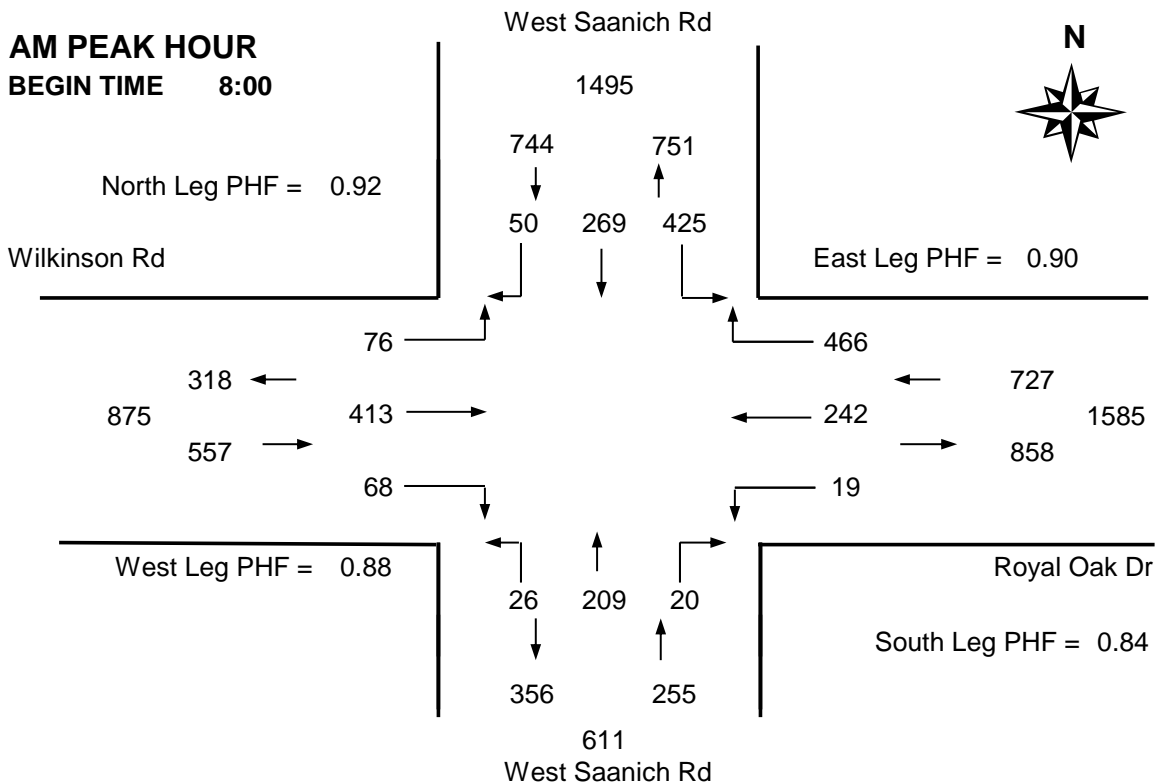
Time Period Starting	West Saanich Rd			West Saanich Rd			Wilkinson Rd			Royal Oak Dr			15 Min Total	Hourly Total	Pedestrians			
	From North			From South			From West			From East					N	S	W	E
	Left	Thru	Right	Left	Thru	Right	Left	Thru	Right	Left	Thru	Right						
7:30	108	63	9	3	40	1	16	87	5	3	66	67	468	-	0	2	0	1
7:45	102	72	12	6	53	5	24	95	8	4	53	90	524	-	0	2	2	2
8:00	124	68	11	6	58	1	16	100	11	1	57	111	564 *	-	2	1	1	2
8:15	104	63	15	3	39	9	21	100	12	3	63	137	569 *	2125	2	6	1	0
8:30	102	59	13	6	50	7	18	119	22	6	66	108	576 +	2233	0	0	1	0
8:45	95	79	11	11	62	3	21	94	23	9	56	110	574 *	2283	0	1	0	2
9:00	69	50	14	7	53	2	16	117	14	7	81	98	528	2247	0	1	0	1
9:15	70	49	8	12	47	4	11	69	4	1	58	65	398	2076	0	1	0	1
Total	774	503	93	54	402	32	143	781	99	34	500	786	4201	-	4	14	5	9
Pk Hr	425	269	50	26	209	20	76	413	68	19	242	466	2283 *	-	4	8	3	4
Pk Hr Factor	0.86	0.85	0.83	0.59	0.84	0.56	0.90	0.87	0.74	0.53	0.92	0.85	0.99	* = Peak hour + = Peak 15 minutes				
	0.92			0.84			0.88			0.90								
15:30	80	67	18	10	74	7	26	97	11	8	65	79	542	-	0	3	0	2
15:45	84	71	15	6	65	4	19	101	13	8	57	91	534	-	1	3	1	2
16:00	98	87	16	5	81	9	26	101	9	7	84	111	634 *	-	0	2	1	0
16:15	101	89	21	9	93	5	38	71	15	7	60	120	629 *	2339	0	1	1	0
16:30	104	101	22	9	74	9	29	91	13	3	81	107	643 +	2440	1	1	0	1
16:45	101	77	23	6	94	4	23	80	9	7	70	107	601 *	2507	1	20	0	19
17:00	96	58	20	5	86	6	18	76	12	7	77	97	558	2431	0	0	0	0
17:15	99	52	16	5	68	7	34	73	11	4	78	94	541	2343	2	2	0	2
Total	763	602	151	55	635	51	213	690	93	51	572	806	4682	-	5	32	3	26
Pk Hr	404	354	82	29	342	27	116	343	46	24	295	445	2507 *	-	2	24	2	20
Pk Hr Factor	0.97	0.88	0.89	0.81	0.91	0.75	0.76	0.85	0.77	0.86	0.88	0.93	0.97					
	0.93			0.93			0.93			0.95								



DISTRICT OF SAANICH 2018 TRAFFIC COUNTS

Major Route: West Saanich Road
Minor Route: Wilkinson Road
Date: Wednesday, March 7, 2018
Filename: West Saanich@Wilkinson-Mar7-2018.xls

Station #: TIN001386
Intersection Type: 4-leg
East/West Route: Wilkinson Road
Weather: Cloudy and damp



DISTRICT OF SAANICH 2018 TRAFFIC COUNTS

Major Route: West Saanich Road
Minor Route: Wilkinson Road
Date: Wednesday, March 7, 2018
Filename: West Saanich@Wilkinson-Mar7-2018.xls

Station #: TIN001386
Intersection Type: 4-leg
East/West Route: Wilkinson Road
Weather: Cloudy and damp

Comments:

Bicycle Data

Time Period Starting	West Saanich Rd			West Saanich Rd			Wilkinson Rd			Royal Oak Dr			15 Min Total	Hourly Total
	From North			From South			From West			From East				
	Left	Thru	Right	Left	Thru	Right	Left	Thru	Right	Left	Thru	Right		
7:30	0	0	0	0	0	0	0	1	0	0	1	1	3	-
7:45	0	0	0	0	1	0	0	0	0	0	0	1	2	-
8:00	0	0	0	0	1	0	0	1	0	0	1	2	5	-
8:15	0	1	0	0	0	0	0	1	0	0	0	0	2	12
8:30	0	2	0	0	1	0	0	1	0	0	0	1	5 +	14
8:45	0	1	0	0	0	0	0	1	0	0	0	0	2 *	14
9:00	1	0	0	0	0	0	0	2	0	0	0	0	3 *	12
9:15	2	1	0	0	0	0	0	2	0	0	0	0	5 *	15
Total	3	5	0	0	3	0	0	9	0	0	2	5	27	-
Pk Hr	3	4	0	0	1	0	0	6	0	0	0	1	15 *	-
15x4	8	8	0	0	4	0	0	8	0	0	0	4	20 +	-

15:30	0	0	0	0	0	0	0	0	0	0	0	0	0	-
15:45	2	0	1	0	0	0	0	3	0	0	0	0	6 +	-
16:00	0	1	0	0	0	0	0	1	0	0	0	0	2 *	-
16:15	0	0	0	0	0	0	0	0	0	0	0	0	0 *	8
16:30	0	0	0	0	0	0	0	0	0	0	1	0	1 *	9
16:45	1	0	0	0	0	0	0	1	0	0	1	0	3	6
17:00	1	0	0	0	0	0	0	0	0	0	0	0	1	5
17:15	1	2	0	0	0	0	0	0	0	0	0	0	3	8
Total	5	3	1	0	0	0	0	5	0	0	2	0	16	-
Pk Hr	2	1	1	0	0	0	0	4	0	0	1	0	9 *	-
15x4	8	4	4	0	0	0	0	12	0	0	4	0	24 +	-

4 Hr	8	8	1	0	3	0	0	14	0	0	4	5	43	86
------	---	---	---	---	---	---	---	----	---	---	---	---	----	----

PEAK HOUR SUMMARY

